



ಬೃಹತ್ ಬೆಂಗಳೂರು ಮಹಾನಗರ ಪಾಲಿಕೆ
Bruhat Bengaluru Mahanagara Palike



BBMP COVID-19 WAR ROOM 14.04.2023

BBMP / COVID-19 WAR ROOM / BULLETIN – 1117/ 14.04.2023 / #BBMPfightsCOVID19



OVERVIEW OF COVID-19 IN BENGALURU

CASE TRENDS ACTIVE CASES **984**

| <u>Confirmed Cases</u> | <u>Recovered Cases</u> | <u>Death Cases</u> |
|--------------------------------------|--------------------------------------|---------------------------------|
| 200 18,82,392 [#] | 227 18,64,412 [#] | 0 16,996 [#] |

HOSPITALIZATION **55**

| <u>ICU – V</u> | <u>ICU</u> | <u>HDU</u> | <u>General</u> |
|----------------|------------|------------|----------------|
| - | 10 | - | 45 |

INCLUDES GOVT. QUOTA AND PRIVATE WALK-IN HOSPITALIZATION

VACCINATION **11** 2,06,99,538[#]

| <u>First Dose</u> | <u>Second Dose</u> | <u>Precaution Dose</u> |
|------------------------------------|------------------------------------|------------------------------------|
| 3 96,89,660 [#] | 0 95,11,446 [#] | 8 14,98,432 [#] |

TRIAGING

MTU
5

Tele Triage
192

ACTIVE CZs

0

MCZs (< 5 cases)
0

Clusters (> 5 cases)
0

TESTING **5,010** 3,22,61,842[#]

| <u>Positivity : 5.68%</u> | <u>RAT</u> | <u>RTPCR</u> |
|---------------------------------|--------------|--------------|
| <small>*FOR LAST 7 DAYS</small> | 1,975 | 3,035 |

: indicates cumulative numbers till date



ABSTRACT OF COVID-19 SCENARIO IN BENGALURU


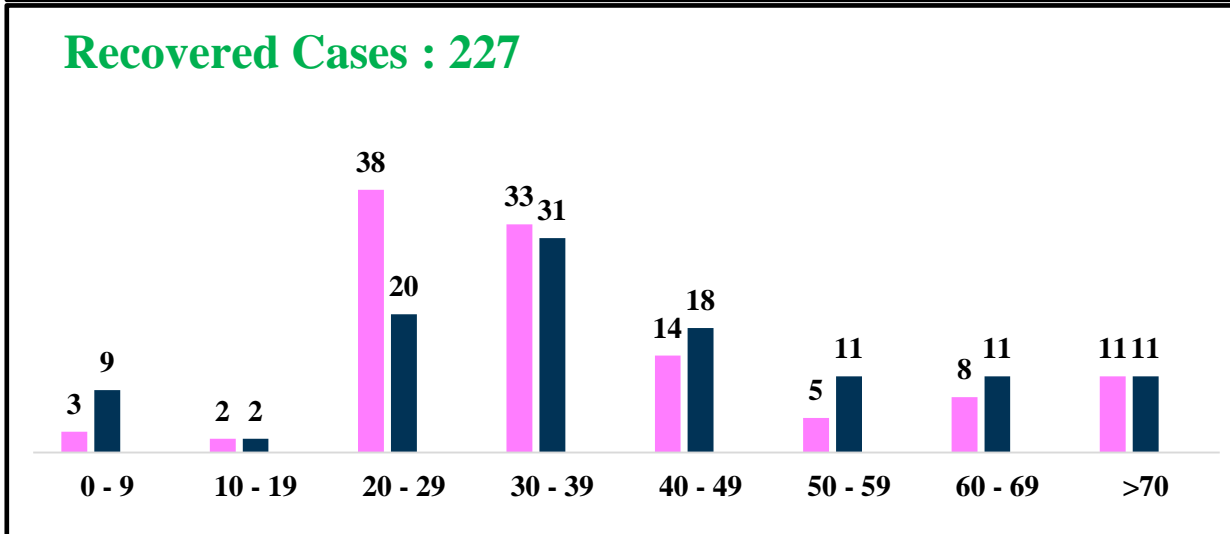
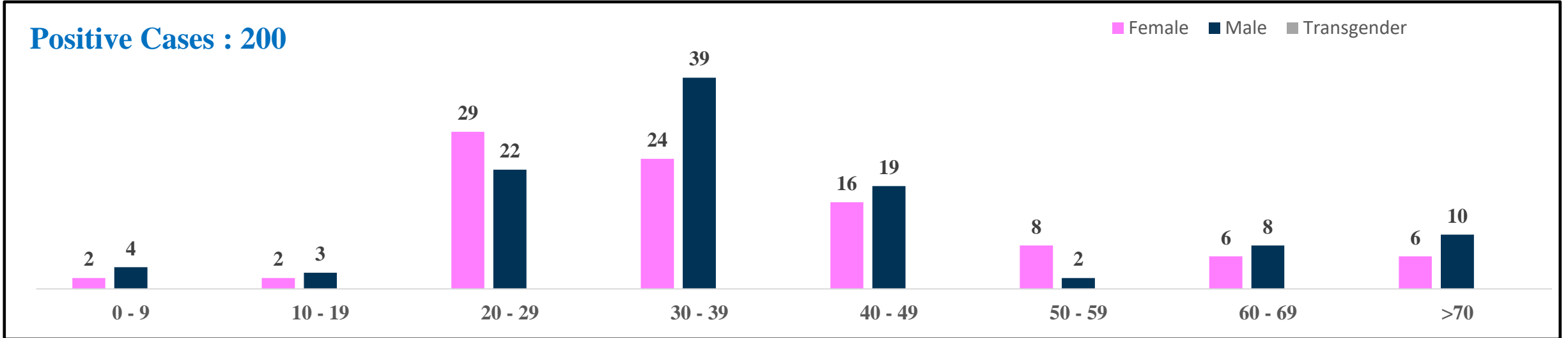


| | MALE | | | FEMALE | | | TRANSGENDER | | | TOTAL | | |
|-----------------------------------|--------------------------------|-------------|------------|--------------------------------|-------------|------------|---------------------------------|-------------|------------|---------------|-------------|------------|
| | Last 24 Hours | Last 7 Days | Cumulative | Last 24 Hours | Last 7 Days | Cumulative | Last 24 Hours | Last 7 Days | Cumulative | Last 24 Hours | Last 7 Days | Cumulative |
| Positive Cases | 107 | 639 | 11,09,725 | 93 | 557 | 7,72,471 | 0 | 0 | 196 | 200 | 1,196 | 18,82,392 |
| Recovered Cases | 113 | 646 | 10,96,861 | 114 | 545 | 7,66,421 | 0 | 0 | 187 | 227 | 1,191 | 18,64,412 |
| Death Cases | 0 | 0 | 10,765 | 0 | 0 | 6,227 | 0 | 0 | 4 | 0 | 0 | 16,996 |
| Total Tests Done | In Last 24 hrs. : 5,010 | | | In last 7 days : 21,041 | | | Cumulative : 3,22,61,842 | | | | | |
| Vaccine Doses Administered | In Last 24 hrs. : 11 | | | In last 7 days : 355 | | | Cumulative : 2,06,99,538 | | | | | |
| ACTIVE CASES | | | | | | | | | 984 | | | |

*Covid deaths occurred today : 00 | Covid deaths occurred beyond last 24hrs., reported today : 00



LAST 24 HOURS AGE GROUP AND GENDER WISE DISTRIBUTION

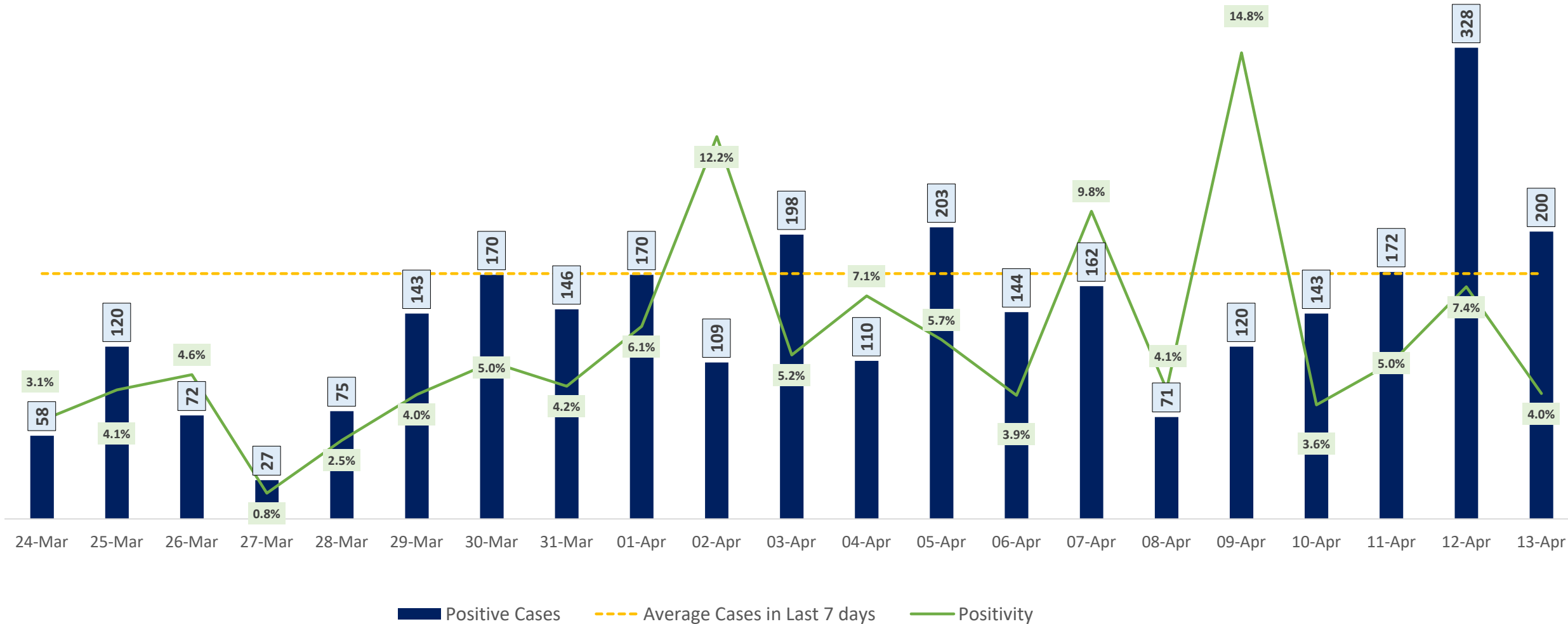




POSITIVITY RATE OF BENGALURU – LAST 21 DAYS



Average Cases in Last 7 days : 171

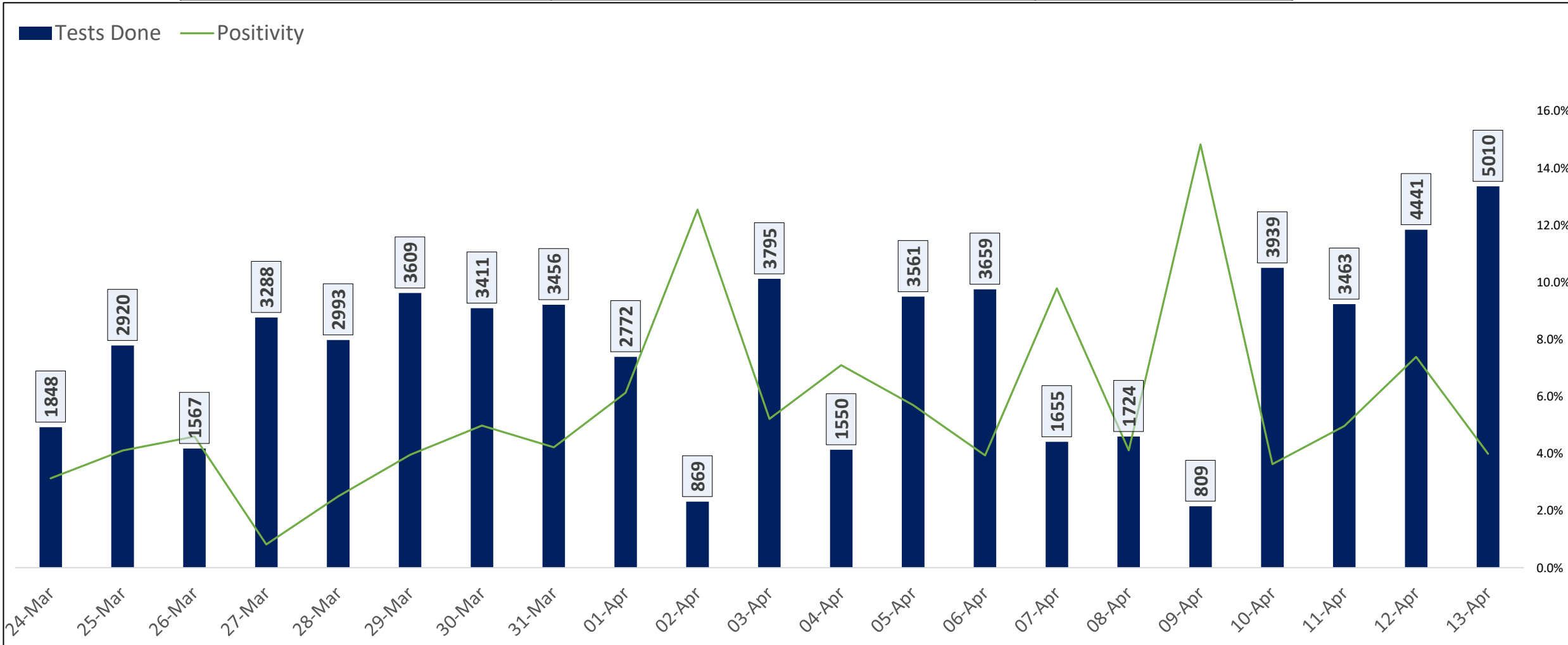




TESTING TRENDS IN BENGALURU

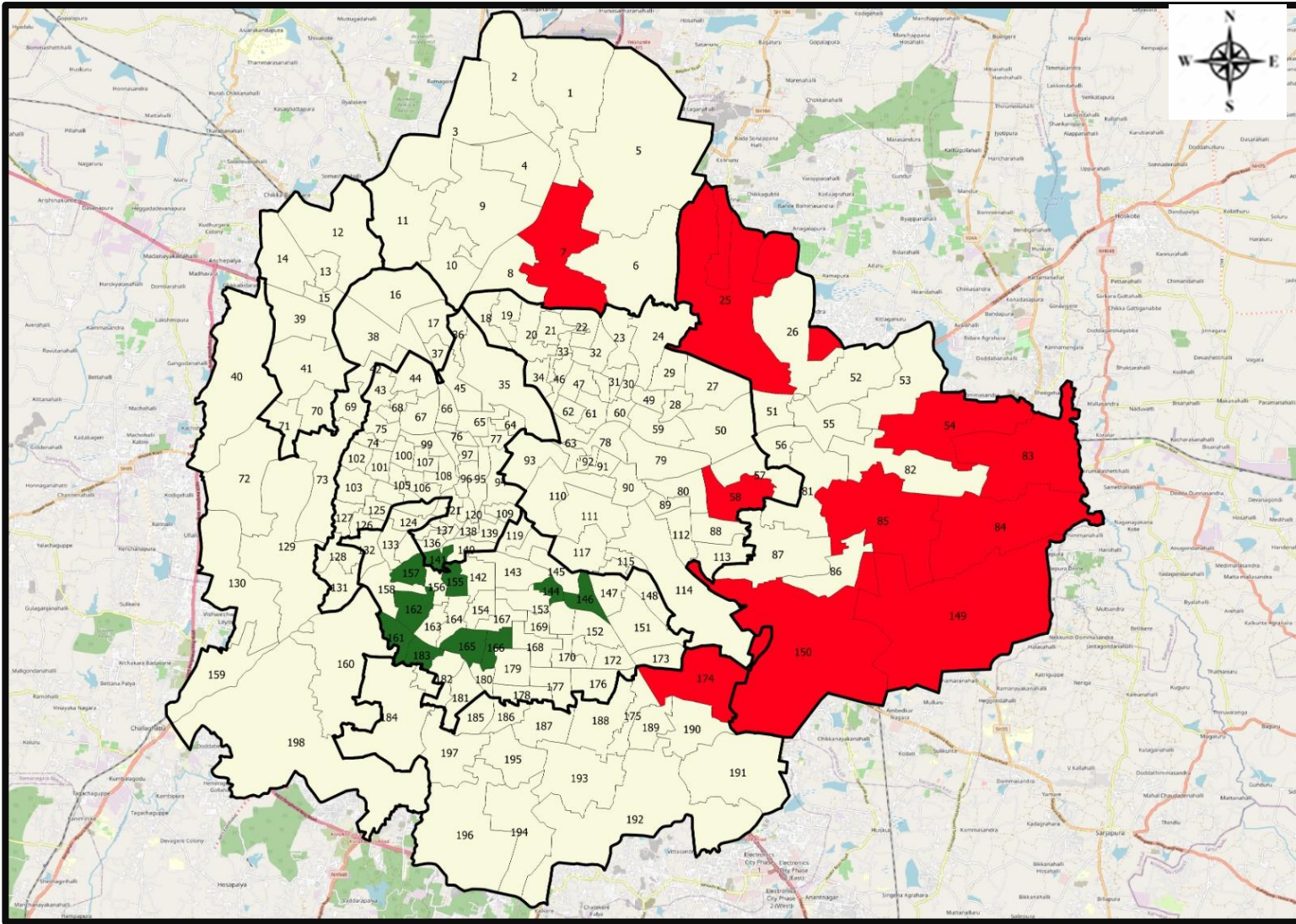


| Total Test Conducted Till Date | Test Conducted Last 24 hours | Last 7 Days Average |
|--------------------------------|------------------------------|---------------------|
| 3,22,61,842 | 5,010 | 3,006 |





BENGALURU URBAN MAP SHOWING TREND OF POSITIVE CASES IN LAST 7 DAYS



Top 10 wards reporting highest number of positive cases in last 10 days

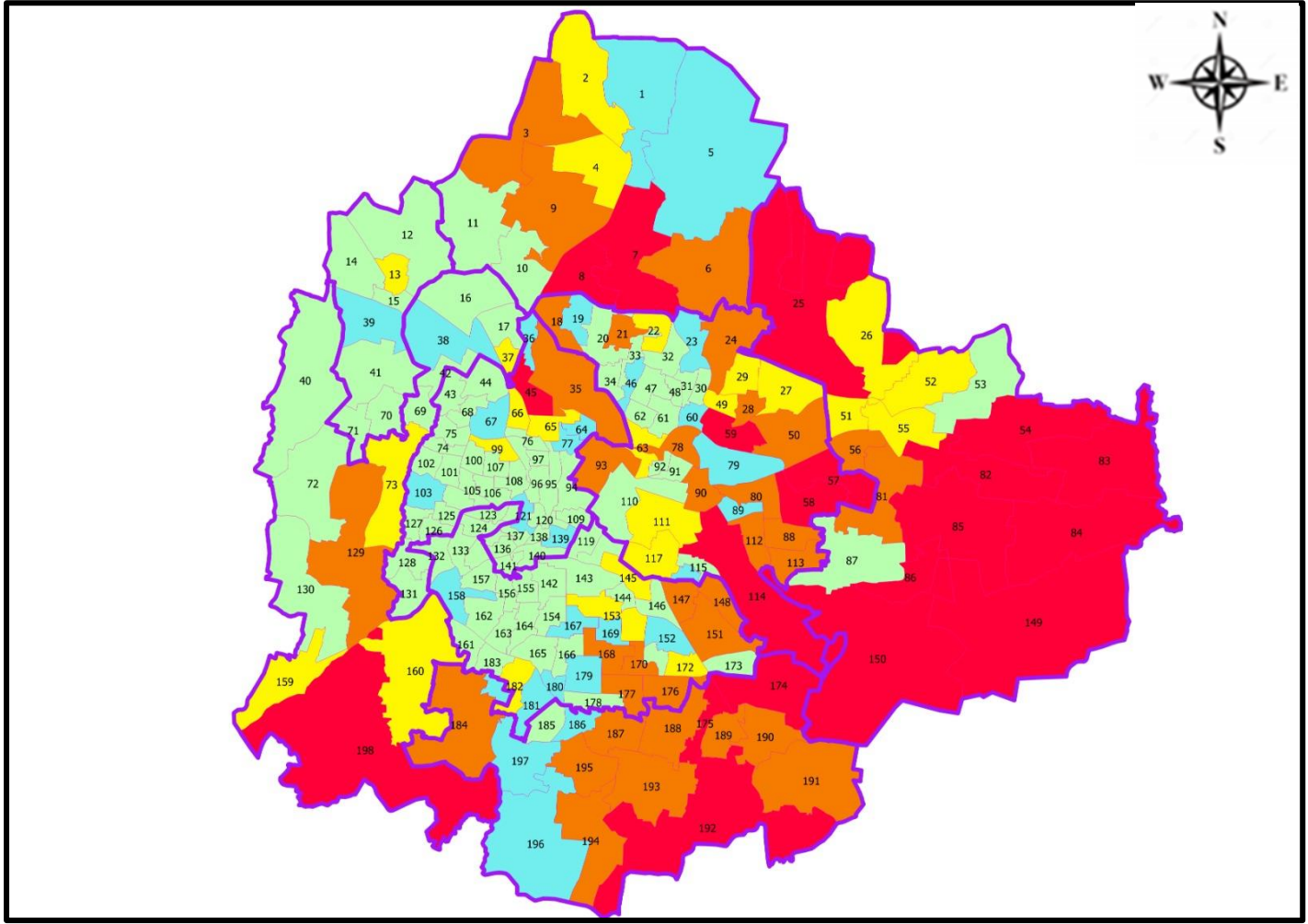
| Ward No. | Ward Name | Daily Cases Average |
|----------|-----------------|---------------------|
| 150 | Bellanduru | 10 |
| 174 | HSR Layout | 6 |
| 149 | Varthuru | 6 |
| 85 | Dodda Nekkundi | 4 |
| 54 | Hudi | 3 |
| 7 | Byatarayanapura | 3 |
| 83 | Kadugodi | 3 |
| 84 | Hagadur | 3 |
| 25 | Horamavu | 2 |
| 58 | New Tippasandra | 2 |







Top 10 wards reporting least number of positive cases in last 7 days

| Ward No. | Ward Name | Daily Cases Average |
|----------|----------------------|---------------------|
| 183 | Chikkalsandra | 0 |
| 166 | Karisandra | 0 |
| 165 | Ganesh Mandiara Ward | 0 |
| 162 | Girinagara | 0 |
| 161 | Hosakerehalli | 0 |
| 157 | Gali Anjaneya Temple | 0 |
| 155 | Hanumanth Nagar | 0 |
| 146 | Lakkasandra | 0 |
| 144 | Siddapura | 0 |
| 141 | Azad Nagar | 0 |



BENGALURU MAP SHOWING INTENSITY OF POSITIVE CASES IN LAST 7 DAYS



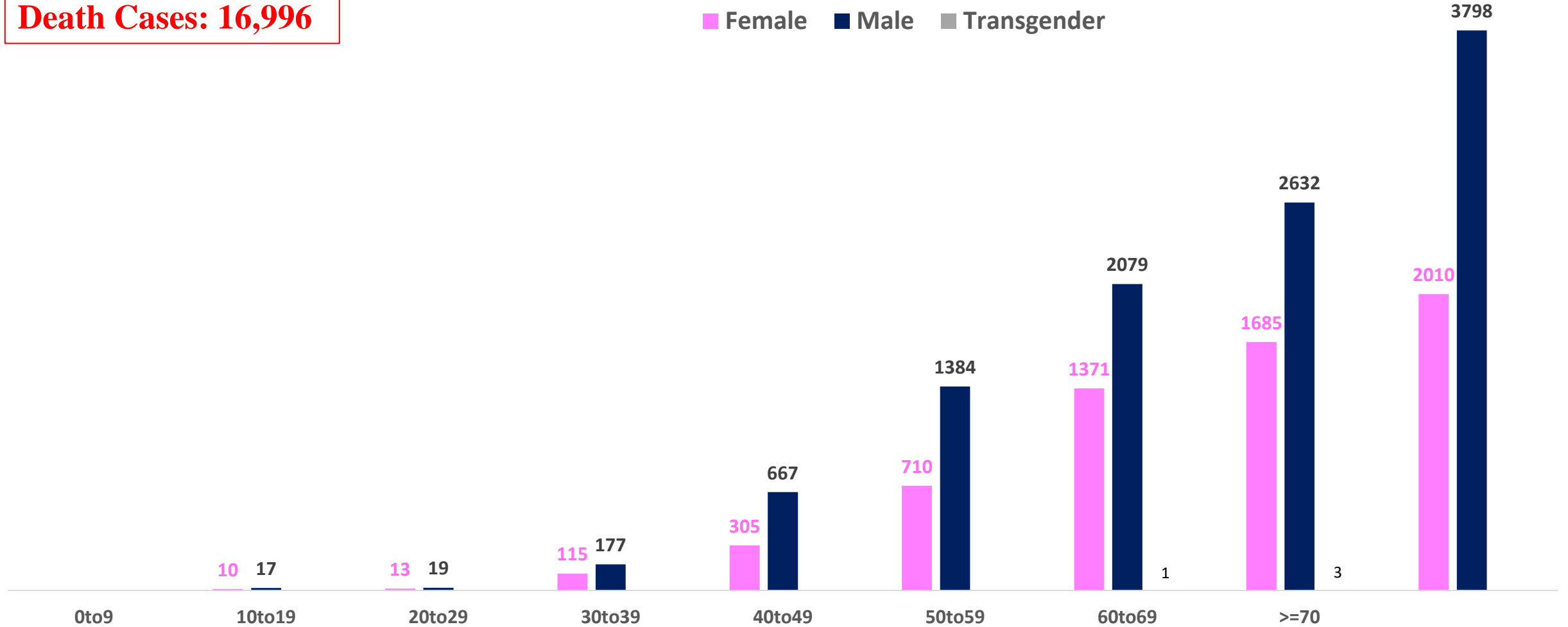
-  **Level 1 : 0 to 1 Cases**
-  **Level 2 : 1 to 3 Cases**
-  **Level 3 : 3 to 5 Cases**
-  **Level 4 : 5 to 10 Cases**
-  **Level 5 : More than 10 Cases**
-  **Zone Boundaries**



AGE AND GENDER WISE DISTRIBUTION OF DEATH CASES



Death Cases: 16,996





SNAPSHOT OF COVID-19 CASES IN BENGALURU URBAN



**Total Wards With
< = 10 Cases* :
175**

**Tests Conducted
on 13.04.2023:
5,010**

**Recovery
Rate*:
99.04%**

**Total
Active Cases :
984**

**Total Vaccinated
on 13.04.2023:
11**

**Positivity
Rate* :
5.68%**

**Active
Rate*:
0.05%**

**Case
Fatality Rate* :
0.00%**





*Total positive cases In the past 7 days

*CFR and positivity is for Past 7 days



ಬೃಹತ್ ಬೆಂಗಳೂರು ಮಹಾನಗರ ಪಾಲಿಕೆ
Bruhat Bengaluru Mahanagara Palike



| | |
|--------------------------------------|---|
| Download BBMP Bulletin | https://apps.bbmpgov.in/covid19/mediabulletin.php |
| To register for vaccination : | https://selfregistration.cowin.gov.in/ |
| BBMP COVID19 Dashboard: | https://apps.bbmpgov.in/covid19/ |
| Follow us on: |  www.facebook.com/bbmp.comm1/ |
| |  twitter.com/BBMPCOMM |
| |   BBMPSplHealth |

Issued by:

Honorable Chief Commissioner, BBMP
Special Commissioner Health, BBMP
MD, Bengaluru Smart City Limited

THANK YOU !

